



Utica Cast Stone Company, Inc.


All About Balustrades

Cast Stone balustrade fencing; which includes any combination of railing, baluster, and post, is a practical way to beautify your architectural or home project with a product that is maintenance free, long lasting and when installed properly as sturdy as a fence can be. The examples above are some of the more commonly used styles and designs of these products.

Please note we have the capability to match any rehabilitation project or architectural design feature you may encounter, including color, texture and shape variations



***32SL 32S 31S 28S 24S 21S 20S**




28D 31D



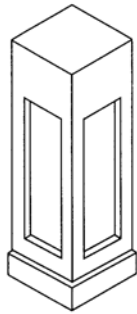
30SQ 29L 27STK

Standard balustrades available

Post Designs



Decorative Post



Picture Frame Post

*-note: any of our balusters can be made with a slanted top as shown on our style 32SL for use on steps.



Standard Railings



Single Bullnose



Double Bullnose



Concave Edge



(New!) Peaked

Inside this section:

Balustrade Details	1
Post Designs	1
Standard Railings	1
Setting Specifications	2
Balustrade Bottoms	3
Design options	3

Why buy from Utica?

- Custom sizes and shapes available.
- Many different shades of concrete or granite can be used.
- Our many different styles of railings, balusters, and posts make for an infinite variety or styles.
- Expert advise available with over 75 years exp.



Utica Cast Stone Company, Inc.


All About Balustrades

Setting Specifications:


It is recommended that a stainless steel, galvanized, or coated 3/8 bar is used to go through the entire balustrade and into the bottom and top rail. The top rail can be grooved to receive the dowel, and the bottom rail will be drilled by the installer according to his/her project spacing requirement. Railings should not exceed 72" and will be custom made to meet your sectional requirements.

(e.g. 19' sec. = 4 pc @ 57"
Not 3@72" & 1@12")

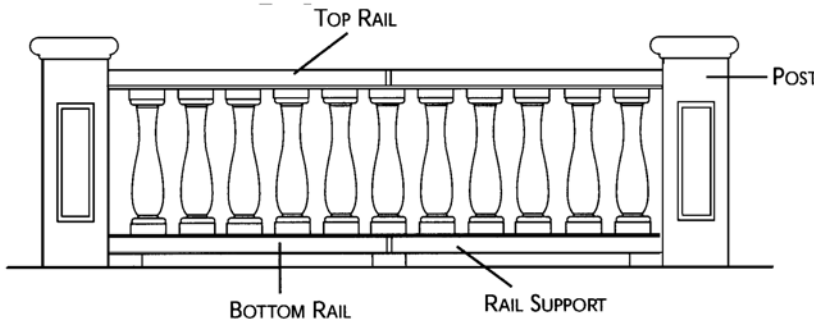
STEP RAILINGS WITH DECORATIVE CORNERS



STEP RAILINGS MITERED BY FIELD CONTRACTOR



BOTTOM RAIL RAISED ON RAIL SUPPORTS





Utica Cast Stone Company, Inc.

All About Balustrades

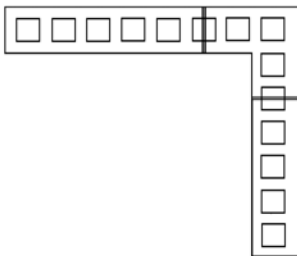
Setting Specifications (part 2):

Baluster spacing and height may be subject to local building codes and should be checked by the purchaser for his or her particular project. Baluster spacing is recommended at 12" from center to center or less. Each baluster is produced with a 1/2" diameter hole through its entire length. The installer must dowel each balustrade to the bottom and top rail.

GIVE OUR
KNOWLEGABLE
STAFF A CALL
AND SEE WHAT
A DIFFERENCE
EXPERIENCE
MAKES!




(TOP VIEW) 90 DEGREE
CORNER RAILINGS AVAILABLE




IF YOU CAN IMAGINE
IT, WE CAN MAKE IT!


BALUSTRADE BOTTOMS



Bottom Rail Flush
with Floor



Bottom Rail Set On Top
Of Finished Floor
(Available with or
without weepholes)



Balustrade Fencing Raised
On Brick Courses

